




Hand Lubrication Pumps



LT - 4

• Rattling hand pump LT model Rattle the lever of the pump reiteratively and the oil will be pressured into the main pipe. When the lever is released, it will return to the original position automatically.

ORDER NO.	Discharged amount (c.c/st)	Max. discharged pressure (kg/cm ²)	capacity (c.c)	Efficient capacity (c.c)	WEIGHT (kg)	CODE NO.
LT- 4	4	15	230	200	0.8	1026-050




LT - 6

• Rattling hand pump LT model The discharged amount and pressure are higher than those of LT-4 and the operation method is just the same.

ORDER NO.	LT-6	LT-8	LT-8A
Size	85x85	98x107	100x110
Weight	1.2kg		

ORDER NO.	Discharged amount (c.c/st)	Max. discharged pressure (kg/cm ²)	capacity (c.c)	Efficient capacity (c.c)	CODE NO.
LT- 6	6	15	350	250	1026-061
LT- 8	8	15	600	400	1026-062
LT- 8A	8	15	650	450	1026-063




EA - 8L

• Pulling type hand pump EA model Pull the lever of the pump reiteratively and the oil will be discharged at the up or down port.

ORDER NO.	Discharged amount (c.c/st)	Max. discharged pressure (kg/cm ²)	capacity (c.c)	Efficient capacity (c.c)	WEIGHT (kg)	CODE NO.
EA-8 R	8	3.5	600	500	1	1026-070
EA-8 L						1026-071

The installation machine could be selected either the right side marked "R" or the left side marked "L"



LA - 8L

• Depressing type hand pump model LA Depress the lever repeatedly and the oil will be pressured when it is depressed. Only after is released the lever, the pressured oil will be discharged.

ORDER NO.	Discharged amount (c.c/st)	Max. discharged pressure (kg/cm ²)	capacity (c.c)	Efficient capacity (c.c)	WEIGHT (kg)	CODE NO.
LA-8R	1~8	5	1000	800	1.3	1026-082
LA-8L						1026-083

The installation position of a machine could be selected either the right side marked "R" or the left side marked "L"



SMA MODEL (AUTOMATIC)

• Electrical automatic pump SMA model The out standing performances of SMA models belong to intermittent oil supply pumps whose specification are classed into four kinds by the intermittent time and the discharged amount is adjustable within the range of 1~3c.c.

ORDER NO.	Intermittent time (min)	Discharged amount (c.c/st)	Max. discharged pressure (kg/cm ²)	Capacity (ℓ)	WEIGHT (kg)	CODE NO.
SMA-3	5, 10, 15 30, 60	1~3	3	2	1.8	1026-090
SMA-6		3~	3	2		1026-091
SMA-8.5		4~8.5	3	2		1026-092

Motor's voltage is AC 110V or 220V.